

QUANG NAM MINERAL INDUSTRY CORPORATION
(Incorporated in the Socialist Republic of Vietnam)

CONSOLIDATED FINANCIAL STATEMENTS

As at September 30, 2025

QUANG NAM MINERAL INDUSTRIES CORPORATION

Ha Lam - Cho Duoc Industrial Cluster, Binh Phuc Commune, Thang Binh District, Quang Nam Province, Vietnam; now known as Ha Lam – Cho Duoc Industrial Cluster, Thăng Bình Commune, Da Nang City, Vietnam

TABLE OF CONTENTS

<u>CONTENT</u>	<u>PAGE</u>
STATEMENT OF THE BOARD OF MANAGEMENT	1 - 2
CONSOLIDATED BALANCE SHEET	3 - 5
CONSOLIDATED INCOME STATEMENT	6
CONSOLIDATED CASH FLOW STATEMENT	7 - 8
NOTES TO THE CONSOLIDATED FINANCIAL STATEMENTS	9 - 31

QUANG NAM MINERAL IN DUSTRY CORPORATION

Ha Lam - Cho Duoc Industrial Cluster, Binh Phuc Commune, Thang Binh District, Quang Nam Province, Vietnam; now known as Ha Lam – Cho Duoc Industrial Cluster, Thăng Bình Commune, Da Nang City, Vietnam

STATEMENT OF THE BOARD OF MANAGEMENT

The Board of Management of Quang Nam Mineral Industry Corporation (the "Company") presents this report together with the Company's consolidated financial statements for the period ended September 30, 2025.

THE BOARDS OF DIRECTORS AND MANAGEMENT

The members of the Boards of Directors and Management of the Company during the period and to the date of this report are as follows:

Board of Directors

Mrs. Le Thi Thu Huong	Chairman
Mr. Pham Ngoc An	Member
Mr. Nguyen The Lam	Member
Mr. Nguyen Van Viet	Member (Dismissed on May 23, 2025)
Mr. Ngo Phuong Chi	Member (Appointed on May 23, 2025)
Mr. Nguyen Anh Nguyen	Member

Board of Management

Mr. Pham Ngoc An	General Director
Mr. Tran Thanh Son	Deputy General Director

BOARD OF MANAGEMENT'S STATEMENT OF RESPONSIBILITY

The Board of Management of the Company is responsible for preparing the consolidated financial statements, which give a true and fair view of the consolidated financial position of the Company as at September 30, 2025, and its consolidated financial performance and its consolidated cash flows for the year then ended in accordance with Vietnamese Accounting Standards, accounting regime for enterprises and legal regulations relating to consolidated financial reporting. In preparing these consolidated financial statements, the Board of Management is required to:

- Select suitable accounting policies and then apply them consistently;
- Make judgments and estimates that are reasonable and prudent;
- State whether applicable accounting principles have been followed, subject to any material departures disclosed and explained in the consolidated financial statements;
- Prepare the consolidated financial statements on the going concern basis unless it is inappropriate to presume that the Company will continue in business; and
- Design and implement an effective internal control system for the purpose of properly preparing and presenting the consolidated financial statements so as to minimize errors and frauds.

The Board of Management is responsible for ensuring that proper accounting records are kept, which disclose, with reasonable accuracy at any time, the consolidated financial position of the Company and that the consolidated financial statements comply with Vietnamese Accounting Standards, accounting regime for enterprises and legal regulations relating to consolidated financial reporting. The Board of Management is also responsible for safeguarding the assets of the Company and hence for taking reasonable steps for the prevention and detection of frauds and other irregularities.

The Board of Management confirms that the Company has complied with the above requirements in preparing these consolidated financial statements.

QUANG NAM MINERAL INDUSTRIES CORPORATION

Ha Lam - Cho Duoc Industrial Cluster, Binh Phuc Commune, Thang Binh District, Quang Nam Province, Vietnam; now known as Ha Lam – Cho Duoc Industrial Cluster, Thăng Bình Commune, Da Nang City, Vietnam

STATEMENT OF THE BOARD OF MANAGEMENT (Continued)

APPROVAL FOR FINANCIAL STATEMENTS

The Board of Directors approved the accompanying consolidated financial statements, which present fairly, in all material respects, the financial position of the Company as at September 30, 2025, and its financial performance and its cash flows for the period then ended in accordance with Vietnamese Accounting Standards, accounting regime for enterprises and legal regulations relating to consolidated financial reporting.

For and on behalf of the Board of Directors and Managements,



Phạm Ngọc An

Member of the Board of Directors

General Director

October 21, 2025

CONSOLIDATED BALANCE SHEET

As at September 30, 2025

Unit: VND

ASSETS	Codes	Notes	30/09/2025	31/12/2024
A. CURRENT ASSETS	100		71.756.638.884	53.946.378.651
I. Cash and cash equivalents	110	4	5.183.270.391	2.843.387.751
1. Cash	111		4.283.270.391	1.943.387.751
2. Cash equivalents	112		900.000.000	900.000.000
II. Short-term financial investments	120	5	2.770.000.000	2.770.000.000
1. Held-to-maturity investments	123		2.770.000.000	2.770.000.000
III. Short-term receivables	130		52.326.590.139	42.565.156.121
1. Short-term trade receivables	131	6	46.295.714.164	36.870.456.308
2. Short-term advances to suppliers	132	7	5.814.780.971	5.904.659.591
3. Other short-term receivables	136	8	3.411.375.324	3.114.972.361
4. Provision for short-term doubtful debts	137	9	(3.195.280.320)	(3.324.932.139)
IV. Inventories	140	10	8.735.607.895	3.053.417.699
1. Inventories	141		9.734.172.789	4.153.016.496
2. Provision for devaluation of inventories	149		(998.564.894)	(1.099.598.797)
V. Other short-term assets	150		2.741.170.459	2.714.417.080
1. Short-term prepayments	151	11	2.573.934.880	1.291.536.594
2. Value-added tax deductibles	152		96.965.719	2.240.000
3. Taxes and other receivables from the State budget	153	12	70.269.860	1.420.640.486

the accompanying notes are an integral part of these consolidated financial statements

CONSOLIDATED BALANCE SHEET (Continued)

As at September 30, 2025

Unit: VND

ASSETS	Codes	Notes	30/09/2025	31/12/2024
B. NON-CURRENT ASSETS	200		121.807.219.064	120.427.144.819
I. Long-term receivables	210		54.536.095.061	47.706.789.300
1. Other long-term receivables	216	8	54.536.095.061	47.706.789.300
II. Fixed assets	220		54.268.931.165	59.641.909.305
1. Tangible fixed assets	221	13	31.257.175.936	34.266.593.516
- Cost	222		107.567.252.289	107.144.392.748
- Accumulated depreciation	223		(76.310.076.353)	(72.877.799.232)
2. Finance lease assets	224	14	23.011.755.229	25.375.315.789
- Cost	225		30.174.863.075	30.174.863.075
- Accumulated depreciation	226		(7.163.107.846)	(4.799.547.286)
3. Intangible assets	227		-	-
- Cost	228		652.427.974	652.427.974
- Accumulated depreciation	229		(652.427.974)	(652.427.974)
III. Long-term assets in progress	240		4.870.205.884	4.020.040.395
1. Construction in progress	242	15	4.870.205.884	4.020.040.395
IV. Long-term financial investments	250	5	-	-
1. Equity investments in other entities	253		1.568.600.000	1.568.600.000
2. Provision for impairment of long-term financial investment	254		(1.568.600.000)	(1.568.600.000)
3. Held-to-maturity investments	255		-	-
V. Other long-term assets	260		8.131.986.954	9.058.405.819
1. Long-term prepayments	261	11	8.115.864.954	9.042.283.819
2. Other long-term assets	268		16.122.000	16.122.000
TOTAL ASSETS (270=100+200)	270		193.563.857.948	174.373.523.470

the accompanying notes are an integral part of these consolidated financial statements

CONSOLIDATED BALANCE SHEET (Continued)

As at September 30, 2025

Unit: VND

RESOURCES	Codes	Notes	30/09/2025	31/12/2024
C. LIABILITIES	300		93.233.142.363	82.511.640.592
I. Current liabilities	310		90.615.083.626	76.889.520.266
1. Short-term trade payables	311	16	14.698.560.952	10.367.506.498
2. Short-term advances from customers	312		63.242.260	62.087.850
3. Taxes and amounts payable to the State budget	313	12	8.327.337.674	9.649.169.474
4. Payables to employees	314		1.082.578.745	2.081.788.402
5. Short-term accrued expenses	315	17	1.978.852.109	12.930.944.061
6. Other current payables	319		478.889.620	610.612.702
7. Short-term loans	320	19	60.173.320.070	40.749.471.996
8. Short-term provisions	321	18	3.812.302.196	437.939.283
II. Long-term liabilities	330		2.618.058.737	5.622.120.326
1. Long-term loans	338	20	869.915.928	3.977.997.599
2. Deferred tax liabilities	341	31	1.748.142.809	1.644.122.727
D. EQUITY	400		100.330.715.585	91.861.882.878
I. Owner's equity	410	21	100.330.715.585	91.861.882.878
1. Owner's contributed capital	411		85.777.700.000	55.449.460.000
- Ordinary shares carrying voting rights	411a		85.777.700.000	55.449.460.000
2. Treasury shares	415		(413.094.230)	(413.094.230)
3. Other reserves	420		401.117.136	401.117.136
4. Retained earnings	421		13.345.830.179	35.205.237.472
- Retained earnings accumulated to the prior period end	421a		13.050.020.694	24.770.654.372
- Retained earnings of the current period	421b		295.809.485	10.434.583.100
5. Construction investment fund	422		1.219.162.500	1.219.162.500
TOTAL RESOURCES (440=300+400)	440		193.563.857.948	174.373.523.470



Truong Thao Nguyen
Preparer



Phan Minh Tuan
Chief Accountant



Phạm Ngọc An
General Director

October 21, 2025


the accompanying notes are an integral part of these consolidated financial statements

COSOLIDATED INCOME STATEMENT

As at September 30, 2025

Unit: VND

ITEMS	Codes	Notes	<u>Quarter III</u>		<u>Accumulated from the beginning of the year to the end of Quarter III</u>	
			Current year	Prior year	Current year	Prior year
1. Gross revenue from goods sold and services rendered	01	24	62.535.322.073	46.284.811.363	163.215.046.039	167.919.963.439
2. Net revenue from goods sold and services rendered (10=01)	10		62.535.322.073	46.284.811.363	163.215.046.039	167.919.963.439
3. Cost of sales	11	25	55.323.199.084	36.472.812.349	133.377.566.412	131.643.273.262
4. Gross profit from goods sold and services rendered (20=10-11)	20		7.212.122.989	9.811.999.014	29.837.479.627	36.276.690.177
5. Financial income	21	27	369.692.133	296.886.648	1.242.034.680	1.057.554.628
6. Financial expenses	22	28	889.596.449	867.474.991	2.538.233.464	2.808.025.362
-in which: Financial expenses	23		889.596.449	863.954.991	2.538.233.464	2.084.505.362
7. Selling expenses	25	29	-	1.454.796.941	-	3.548.326.941
8. General and administration expenses	26	29	4.369.372.403	5.411.080.389	16.699.023.243	16.991.294.089
9. Operating profit (30=20+(21-22)-(25+26))	30		2.322.846.270	2.375.533.341	11.842.257.600	13.986.598.413
10. Other income	31		-	-	-	24.364.460
11. Other expenses	32	30	845.676.016	136.094.004	1.086.022.893	393.850.052
12. Losses from other activities (40=31-32)	40		(845.676.016)	(136.094.004)	(1.086.022.893)	(369.485.592)
13. Accounting profit before tax (50=30+40)	50		1.477.170.254	2.239.439.337	10.756.234.707	13.617.112.821
14. Current corporate income tax expense	51	31	1.148.451.083	1.035.766.968	2.183.381.918	4.330.360.295
15. Deferred corporate tax expense	52	31	32.909.686	45.335.403	104.020.082	505.073.137
16. Net profit after corporate income tax (60=50-51-52)	60		295.809.485	1.158.336.966	8.468.832.707	8.781.679.389
17. Basic earnings per share	70	32	35	136	991	1.027


Truong Thao Nguyen
Preparer


Phan Minh Tuan
Chief Accountant




Phan Ngoc An
General Director

July 21, 2025

the accompanying notes are an integral part of these consolidated financial statements

CONSOLIDATED CASH FLOW STATEMENT

As at September 30, 2025

Unit: VND

ITEMS	Codes	Current period	Prior period
I. CASH FLOWS FROM OPERATING ACTIVITIES			
1. Profit before tax	01	10.756.234.707	13.617.112.821
2. Adjustments for:			
Depreciation and amortisation of fixed assets	02	5.795.837.681	5.757.569.856
Provisions	03	3.143.677.191	3.793.195.876
Gain from investing activities	05	(1.164.981.971)	(1.015.590.428)
Interest expense	06	2.538.233.464	2.804.505.362
3. Operating profit before movements in working capital	08	21.069.001.072	24.956.793.487
Changes in receivables	09	(14.040.461.082)	(13.744.756.284)
Changes in inventories	10	(5.581.156.293)	(8.506.337.590)
Changes in payables (excluding accrued loan interest and corporate income tax payable)	11	(4.486.310.346)	14.296.333.833
Changes in prepaid expenses	12	(1.206.144.910)	(3.456.779.396)
Interest paid	14	(2.577.342.407)	(2.769.625.546)
Corporate income tax paid	15	(6.730.610.256)	(4.324.342.136)
Net cash generated by/(used in) operating activities	20	(13.553.024.222)	6.451.286.368
II. CASH FLOWS FROM INVESTING ACTIVITIES			
1. Acquisition and construction of fixed assets and other long-term assets	21	(422.859.541)	(1.931.590.146)
2. Proceeds from sale, disposal of fixed assets and other long-term assets	22	-	-
3. Cash outflow for lending, buying debt instruments of other entities	23	-	-
4. Cash recovered from lending, selling debt instruments of other entities	24	-	900.000.000
5. Interest earned, dividends and profits received	27	-	-
Net cash generated by investing activities	30	(422.859.541)	(1.031.590.146)


the accompanying notes are an integral part of these consolidated financial statements

CONSOLIDATED CASH FLOW STATEMENT (continued)

As at September 30, 2025

Đơn vị: VND

ITEMS	Codes	Current period	Prior period
III. CASH FLOWS FROM FINANCING ACTIVITIES			
1. Proceeds from borrowings	33	79.935.793.804	61.708.703.155
2. Repayment of borrowings	34	(59.556.457.073)	(62.137.317.436)
3. Repayment of obligations under finance leases	35	(4.063.570.328)	(4.421.845.968)
Net cash (used in)/generated by financing activities	40	16.315.766.403	(4.850.460.249)
 Net increase/(decrease) in cash (50=20+30+40)	50	2.339.882.640	569.235.973
 Cash at the beginning of the period	60	2.843.387.751	796.389.191
 Cash and cash equivalents at the end of the period (70=50+60)	70	5.183.270.391	1.365.625.164



Truong Thao Nguyen
Preparer



Phan Minh Tuan
Chief Accountant



Pham Ngoc An
General Director

October 21, 2025

NOTES TO THE CONSOLIDATED FINANCIAL STATEMENT

These notes are an integral part of and should be read in conjunction with the accompanying consolidated financial statements

1. GENERAL INFORMATION

Structure of ownership

Quang Nam Mineral Industry Corporation (hereinafter referred to as the "Company") was established on the basis of equitization of State-owned enterprises (Mien Trung Industrial Company, formerly known as Quang Nam - Da Nang Industrial Sand and Export Enterprise, established in 1984) under Decision No. 5078/QD-UB dated 9 December 2004 of the Provincial People's Committee of Quang Nam Province.

The Company operates under Enterprise Registration Certificate No. 4000100139 issued by the Department of Planning and Investment of Quang Nam Province for the first time on May 25, 2005 and as amended, with the latest 15th amendment dated 30 September 2025.

The Company's shares were officially listed on the Hanoi Stock Exchange ("HNX") starting from March 19, 2025 with the code MIC.

The Company's headquarters and factory are located in Ha Lam - Cho Duoc Industrial Cluster, Binh Phuc Commune, Thang Binh District, Quang Nam Province.

The total number of employees of The Company as at September 30, 2025 is 96 (as at 31 December 2024: 97)

Principal activities

The Company's main activities are mining, processing, trading minerals and providing transportation services.

Normal production and business cycle

The Company's normal production and business cycle is carried out for a time period of 12 months or less.

The Company's structure

As at September 30, 2025, the Company has 01 subsidiary as follow

Name	Place of incorporation and operation	Proportion of ownership interest (%)	Proportion of voting power held (%)	Principal activity
Dai Loc Feldspar Company Limited	Quang Nam Province currently Da Nang city	100	100	Mineral mining

In 2024, the Company completed the additional capital contribution to Dai Loc Feldspar Company Limited according to Decision No. 09/QD-KNKS of the Board of Directors of the Company dated September 27, 2024 with a contributed amount of VND 3,900,000,000.

Disclosure of information comparability in the consolidated financial statements

Comparative figures are the figures of the audited financial statements for the year ended 31 December 2024 and Consolidated Financial Statements for the Accounting Period Ended September 30, 2024.

2. ACCOUNTING CONVENTION AND FINANCIAL YEAR

Accounting convention

The accompanying consolidated financial statements, expressed in Vietnam Dong (VND), are prepared under the historical cost convention and in accordance with Vietnamese Accounting Standards, accounting regime for enterprises and legal regulations relating to consolidated financial reporting.

The accompanying consolidated financial statements are prepared on consolidation of the Company's financial, statements and its subsidiary's financial statements.

The accompanying consolidated financial statements are not intended to present the consolidated financial position, results of operations and cash flows in accordance with accounting principles and practices generally accepted in countries and jurisdictions other than Vietnam.

Financial year

The Company's financial year begins on 01 January and ends on 31 December.

3. SUMMARY OF SIGNIFICANT ACCOUNTING POLICIES

The significant accounting policies, which have been adopted by the Company in the preparation of these consolidated financial statements, are as follows:

Estimates

The preparation of consolidated financial statements in conformity with Vietnamese Accounting Standards, accounting regime for enterprises and legal regulations relating to consolidated financial reporting requires the Board of Management to make estimates and assumptions that affect the reported amounts of assets, liabilities and disclosures of contingent assets and liabilities at the date of the consolidated financial statements and the reported amounts of revenues and expenses during the financial year. Although these accounting estimates are based on the Board of Management's best knowledge, actual results may differ from those estimates.

Basis of consolidation

The consolidated financial statements incorporate the financial statements of the Company and enterprises controlled by the Company (its subsidiaries) up to 31 December each year. Control is achieved where the Company has the power to govern the financial and operating policies of an investee enterprise so as to obtain benefits from its activities. The results of subsidiaries acquired or disposed of during the year are included in the consolidated income statement from the effective date of acquisition or up to the effective date of disposal, as appropriate. Where necessary, adjustments are made to the financial statements of subsidiaries to bring the accounting policies used in line with those used by the Company. Intragroup transactions and balances are eliminated in full on consolidation.

Cash and cash equivalent

Cash and cash equivalents comprise cash on hand, demand deposits and short-term, highly liquid investments (not exceeding 3 months) that are readily convertible to known amounts of cash and which are subject to an insignificant risk of changes in value.

Financial investments

Investment held to maturity

Held-to-maturity investments comprise investments that the Company has the positive intent or ability to hold to maturity, including term deposits and bonds.

Held-to-maturity investments are recognised on a trade date basis and are initially measured at acquisition price plus directly attributable transaction costs. Post-acquisition interest income from held-to-maturity investments is recognised in the consolidated income statement on accrual basis. Pre-acquisition interest is deducted from the cost of such investments at the acquisition date.

Held-to-maturity investments are measured at cost less provision for impairment of held-to-maturity investments.

Provision for impairment of held-to-maturity investments is made in accordance with prevailing accounting regulations.

Equity investments in other entities

Equity investments in other entities represent the Company's investments in ordinary shares of the entities over which the Company has no control, joint control, or significant influence.

Equity investments in other entities are carried at cost less provision for impairment.

Receivables

Receivables represent the amounts recoverable from customers or other debtors and are stated at book value less provision for doubtful debts.

Provision for doubtful debts is made for receivables that are overdue, or when the debtor is in dissolution, in bankruptcy, or is experiencing similar difficulties and so may be unable to repay the debt as assessed by the Board of Management.

Inventories

The Company applies perpetual method to account for inventories. Inventories are stated at the lower of cost and net realisable value. Cost comprises direct materials and where applicable, direct labour costs and those overheads (primarily taxes, fees and contributions related to sand exploitation) that have been incurred in bringing the inventories to their present location and condition. For merchandise, cost comprises cost of purchases and other directly attributable expenses. Cost is calculated using the weighted average method. Net realisable value represents the estimated selling price less all estimated costs to completion and costs to be incurred in marketing, selling and distribution.

The evaluation of necessary provision for inventory obsolescence follows current prevailing accounting regulations which allow provisions to be made for obsolete, damaged, or sub-standard inventories and for those which have costs higher than net realisable values as at the consolidated balance sheet date.

Tangible fixed assets and depreciation

Tangible fixed assets are stated at cost less accumulated depreciation.

The costs of purchased tangible fixed assets comprise their purchase prices and any directly attributable costs of bringing the assets to their working condition and location for their intended use.

The costs of self-constructed or manufactured assets are the actual construction or manufacturing cost plus installation and test running costs.

Tangible fixed assets are depreciated using the straight-line method over their estimated useful lives as follows:

	Years
Buildings and structures	05 - 30
Machinery and equipment	02 - 25
Motor vehicles	02 - 10
Office equipment	03 - 10

Loss or gain resulting from sales and disposals of tangible fixed assets is the difference between the net proceeds from sales or disposals of assets and their carrying amount and is recognised in the consolidated income statement.

Leasing

Leases are classified as finance leases whenever the terms of the lease transfer substantially all the risks and rewards of ownership to the lessee. All other leases are classified as operating leases.

The Company as lessee

Assets held under finance leases are recognised as assets of the Company at their fair value at the inception of the lease or, if lower, at the present value of the minimum lease payments. The corresponding liability to the lessor is included in the balance sheet as a finance lease obligation.

Lease payments are apportioned between finance charges and reduction of the lease obligation so as to achieve a constant rate of interest on the remaining balance of the liability. Finance charges are charged to profit or loss, unless they are directly attributable to qualifying assets, in which case they are capitalised in accordance with the Company's general policy on borrowing costs.

Leases where substantially all the rewards and risks of ownership of assets remain with the leasing company are accounted for as operating leases. Rentals payable under operating leases are charged to the consolidated income statement on a straight-line basis over the term of the relevant lease. Benefits received and receivable as an incentive to enter into an operating lease are also spread on a straight-line basis over the lease term.

Assets held under finance leases are depreciated over their expected useful lives on the same basis as owned assets. However, when there is no reasonable certainty that ownership will be obtained by the end of the lease term, assets are depreciated over the shorter of the lease term and their useful lives, as follows:

	Years
Machinery and equipment	03 - 10

Construction in progress

Properties in the course of construction for production, rental or administrative purposes, or for other purposes, are carried at cost including costs that are necessary to form the assets in accordance with the Company's accounting policy. Depreciation of these assets, on the same basis as other assets, commences when the assets are ready for their intended use.

Prepayments

Prepayments are expenses which have already been paid for but relate to results of operations of multiple accounting periods, including costs of tools, supplies issued for consumption, mining license fee and other prepayments.

Mining license fee comprise expenses incurred to obtain the mineral exploitation license and shall be allocated to the Consolidated Income Statement according to the straight-line method over the duration the mineral exploitation rights are in effect.

Other types of prepayments comprise overhaul expenses costs of small tools, supplies and spare parts issued for consumption and other prepayments which are expected to provide future economic benefits to the Company. These expenditures have been capitalised as prepayments and are allocated to the consolidated income statement using the straight-line method in accordance with the current prevailing accounting regulations.

Payable provisions

Payable provisions are recognised when the Company has a present obligation as a result of a past event, and it is probable that the Company will be required to settle that obligation. Provisions are measured at the Board of Management's best estimate of the expenditure required to settle the obligation as at the consolidated balance sheet date.

Revenue recognition

Sales revenue

Revenue from the sale of goods is recognised when all five (5) following conditions are satisfied:

- (a) the Company has transferred to the buyer the significant risks and rewards of ownership of the goods;
- (b) the Company retains neither continuing managerial involvement to the degree usually associated with; ownership nor effective control over the goods sold;
- (c) the amount of revenue can be measured reliably;
- (d) it is probable that the economic benefits associated with the transaction will flow to the Company; and
- (e) the costs incurred or to be incurred in respect of the transaction can be measured reliably.

Sales of services

Revenue from transportation services is recognized upon completion of the transportation service.

For other revenues, revenue of a transaction involving the rendering of services is recognised when the outcome of such transactions can be measured reliably. Where a transaction involving the rendering of services is attributable to several years, revenue is recognised in the year by reference to the percentage of completion of the transaction at the consolidated balance sheet date of that year. The outcome of a transaction can be measured reliably when all four (4) following conditions are satisfied:

- (a) the amount of revenue can be measured reliably;
- (b) it is probable that the economic benefits associated with the transaction will flow to the Company;
- (c) the percentage of completion of the transaction at the consolidated balance sheet date can be measured reliably; and
- (d) the costs incurred for the transaction and the costs to complete the transaction can be measured reliably.

Interest on deposits and dividend income from investments

Interest income is accrued on a time basis, by reference to the principal outstanding and at the applicable interest rate.

Dividend income from investments is recognised when the Company's right to receive payment has been established.

Foreign currencies

Transactions arising in foreign currencies are translated at exchange rates ruling at the transaction date. The balances of monetary items denominated in foreign currencies as at the consolidated balance sheet date are retranslated at the exchange rates of commercial bank where the Company usually transacts on the same date. Exchange differences arising from the translation of these accounts are recognised in the consolidated income statement.

Borrowing costs

Borrowing costs are recognised in the consolidated income statement in the year when incurred.

Taxation

Income tax expense represents the sum of the tax currently payable and deferred tax.

The tax currently payable is based on taxable profit for the year. Taxable profit differs from profit before tax as reported in the consolidated income statement because it excludes items of income or expense that are taxable or deductible in other years and it further excludes items that are never taxable or deductible.

Deferred tax is recognised on significant differences between carrying amounts of assets and liabilities in the consolidated financial statements and the corresponding tax bases used in the computation of taxable profit and is accounted for using balance sheet liability method. Deferred tax liabilities are generally recognised for all temporary differences and deferred tax assets are recognised to the extent that it is probable that taxable profit will be available against which deductible temporary differences can be utilised.

Deferred tax is calculated at the tax rates that are expected to apply in the year when the liability is settled or the asset realised. Deferred tax is charged or credited to profit or loss, except when it relates to items charged or credited directly to equity, in which case the deferred tax is also dealt with in equity.

Deferred tax assets and liabilities are offset when there is a legally enforceable right to set off current tax assets against current tax liabilities and when they relate to income taxes levied by the same tax authority and the Company intends to settle its current tax assets and liabilities on a net basis.

The determination of the tax currently payable is based on the current interpretation of tax regulations. However, these regulations are subject to periodic variation and their ultimate determination depends on the results of the tax authorities' examinations. Other taxes are paid in accordance with the prevailing tax laws in Vietnam.

4. CASH AND CASH EQUIVALENTS

	30/09/2025	31/12/2024
	VND	VND
Cash on hand	2.552.554	79.756.544
Cash at bank	4.280.717.837	1.863.631.207
Cash equivalents (i)	900.000.000	900.000.000
	5.183.270.391	2.843.387.751

- (i) Represents term deposit at Joint Stock Commercial Bank for Investment and Development of Vietnam - Quang Nam Branch in Vietnam Dong at with the original term of 1 month, earning interest at the rate of 2.9% per annum. As at September 30, 2025, the entire balance of this term deposit has been pledged to secure the Company's loans at the Bank (see Note 19).

5. FINANCIAL INVESTMENTS

5.1. HELD-TO-MATURITY INVESTMENTS

	30/09/2025	31/12/2024
	VND	VND
a. Current		
Deposit (i)	2.770.000.000	2.770.000.000
	2.770.000.000	2.770.000.000
b. Non-current		
Bonds	-	-
	-	-

- (i) Represents term deposits with original terms ranging from 6 months to 12 months at Joint Stock Commercial Bank for Investment and Development of Vietnam - Quang Nam Branch earning interest at rates from 4.4%-4.9% per annum (as at 31 December 2024: 4.4%-4.9% per annum). As at September 30, 2025, the entire balance of these term deposits has been pledged to secure the Company's loans at the Bank (see Note 19).

5.2. EQUITY INVESTMENT IN OTHER ENTITIES

	30/09/2025		31/12/2024	
	VND		VND	
	Cost	Provision	Cost	Provision
Bong Mieu Gold Mining Company Limited	1.568.600.000	(1.568.600.000)	1.568.600.000	(1.568.600.000)
	1.568.600.000	(1.568.600.000)	1.568.600.000	(1.568.600.000)

The operation status of the financial investment is as follows:

	30/09/2025	31/12/2024
	VND	VND
Investment in other entities		
Bong Mieu Gold Mining Company Limited	Suspended	Suspended

6. SHORT-TERM TRADE RECEIVABLES

	30/09/2025	31/12/2024
	VND	VND
VP SILICA Joint Stock Company	27.540.129.535	15.526.266.143
Hai Tien Thanh Investment Construction Company Limited	7.668.231.550	9.072.525.650
Hoang Tiep Vietnam Company Limited	6.610.655.760	6.528.592.350
Vietnam Float Glass Company Limited	1.267.697.600	2.224.185.600
Others	3.208.999.719	3.518.886.565
	46.295.714.164	36.870.456.308
In which: Receivables from related parties (Details stated in Note 33)	34.150.785.295	22.054.858.493

As at September 30, 2025 and December 31, 2024, short-term trade receivables were used to secure the Company's loan at the Joint Stock Commercial Bank for Investment and Development of Vietnam - Quang Nam Branch (see Note 19).

7. SHORT-TERM ADVANCES TO SUPPLIER

	30/09/2025	31/12/2024
	VND	VND
Hoang Tiep Vietnam Company Limited	5.140.000.000	5.140.000.000
Chi Linh Trading & Construction Company Limited	150.000.000	-
Others	524.780.971	764.659.591
	5.814.780.971	5.904.659.591
In which: Advances to related parties (Details stated in Note 33)	5.140.000.000	5.140.000.000

8. OTHER RECEIVABLES

	30/09/2025	31/12/2024
	VND	VND
a. Current		
Advances to employees	1.518.789.648	1.683.235.642
Others	1.892.585.676	1.431.736.719
	3.411.375.324	3.114.972.361
b. Non-current		
Deposits(i)	50.542.319.784	44.792.568.077
Deposits interest receivables	3.993.775.277	2.914.221.223
	54.536.095.061	47.706.789.300

- (i) Deposits mainly include deposit amount for environmental renovation and restoration during mineral mining. As at September 30, 2025 the balance of the deposit is VND 46,775,987,670 (as at December 31, 2024: VND 41,026,235,963).

9. BAD DEBTS

	30/09/2025		31/12/2024	
	VND		VND	
	Cost	Recoverable amount	Cost	Recoverable amount
Sai Gon Dai Loi Joint Stock Company	703.411.950	-	703.411.950	-
Viet Cuong Trading and Technic Joint Stock Company	333.760.000	-	333.760.000	-
Others	2.159.956.165	1.847.795	2.289.607.984	1.847.795
	3.197.128.115	1.847.795	3.326.779.934	1.847.795
Provisions	3.195.280.320		3.324.932.139	

Recoverable amounts of bad debts were calculated at original cost of the debts less the value of the provisions recognised.

10. INVENTORIES

	30/09/2025		31/12/2024	
	VND		VND	
	Cost	Provision	Cost	Provision
Raw materials	921.787.065	(222.059.200)	441.886.677	(222.059.200)
Tools and supplies	929.513.489	-	838.069.832	-
Work in progress	544.686.911	(544.686.911)	544.686.911	(544.686.911)
Finished goods	7.338.185.324	(231.818.783)	2.328.373.076	(332.852.686)
	9.734.172.789	(998.564.894)	4.153.016.496	(1.099.598.797)

On September 30, 2025 and December 31, 2024, all inventories were used to secure the Company's loan at the Joint Stock Commercial Bank for Investment and Development of Vietnam - Quang Nam Branch (see Note 19).

11. PREPAYMENTS

	30/09/2025	31/12/2024
	VND	VND
a. Current		
Tools and dies issued for consumption	358.724.146	436.946.179
Others	2.215.210.734	854.590.415
	2.573.934.880	1.291.536.594
b. Non-current		
Mineral mining license	2.491.785.990	4.422.891.978
Maintenance and repair costs	1.658.556.581	1.803.940.781
Others	3.965.522.383	2.815.451.060
	8.115.864.954	9.042.283.819

12. TAXES AND AMOUNTS RECEIVABLE FROM/PAYABLE TO THE BUDGET

	31/12/2024	Payable during the period	Paid/Offset during the period	30/09/2025
	VND	VND	VND	VND
a. Receivables				
Value-added tax	-	-	-	-
Export and import duties	61.365.450	-	-	61.365.450
Personal income tax	8.152.586	8.152.586	-	-
Severance tax	-	-	-	-
Land tax	1.342.218.040	1.342.218.040	-	-
Others	8.904.410	-	-	8.904.410
	1.420.640.486	1.350.370.626	-	70.269.860
b. Payables				
Value-added tax	2.595.179.953	15.654.463.429	14.968.387.783	3.281.255.599
Corporate income tax	6.056.837.531	2.183.381.918	6.730.610.256	1.509.609.193
Personal income tax	24.898.721	228.149.516	235.779.724	17.268.513
Severance tax	858.831.693	15.937.427.218	16.796.258.911	-
Others	113.421.576	14.141.610.828	10.735.828.035	3.519.204.369
	9.649.169.474	48.145.032.909	49.466.864.709	8.327.337.674

13. INCREASES, DECREASES IN TANGIBLE FIXED ASSETS

	Buildings and structures VND	Machinery and equipment VND	Motor vehicles VND	Office equipment VND	Total VND
COST					
Opening balance at 31/12/2024	43.346.619.067	52.865.073.349	8.178.102.609	2.754.597.723	107.144.392.748
Additions	-	422.859.541	-	-	422.859.541
Closing balance at 30/09/2025	43.346.619.067	53.287.932.890	8.178.102.609	2.754.597.723	107.567.252.289
ACCUMULATED DEPRECIATION					
Opening balance at 31/12/2024	30.482.313.660	34.454.174.256	6.081.209.041	1.860.102.275	72.877.799.232
Charge for the period	1.320.292.305	1.760.906.788	235.933.056	115.144.972	3.432.277.121
Closing balance at 30/09/2025	31.802.605.965	36.215.081.044	6.317.142.097	1.975.247.247	76.310.076.353
NET BOOK VALUE					
Opening balance at 31/12/2024	12.864.305.407	18.410.899.093	2.096.893.568	894.495.448	34.266.593.516
Closing balance at 30/09/2025	11.544.013.102	17.072.851.846	1.860.960.512	779.350.476	31.257.175.936

As at September 30, 2025, the cost of the Company's tangible fixed assets includes VND 39.037.867.621 (31 December 2024: VND 38.148.930.880) of assets which have been fully depreciated but are still in use.

As at September 30, 2025, the Company has pledged a number of assets with the carrying amount of VND 15.556.219.824 (as at 31 December 2024: VND 16,927,345,065) to secure the Company's loans at banks (see Note 19 and 20).

There were some assets with carrying amount of VND 1,911,800,936 which were temporarily not in use. (As at 31 December 2024: VND 2,043,496,736)

14. INCREASES, DECREASES IN FINANCE LEASE ASSETS

	Machinery and equipment
	VND
COST	
Opening balance at 31/12/2024	30.174.863.075
Closing balance at 30/09/2025	30.174.863.075
ACCUMULATED DEPRECIATION	
Opening balance at 31/12/2024	4.799.547.286
Charge for the period	2.363.560.560
Closing balance at 30/09/2025	7.163.107.846
NET BOOK VALUE	
Opening balance at 31/12/2024	25.375.315.789
Closing balance at 30/09/2025	23.011.755.229

15. CONSTRUCTION IN PROGRESS

	30/09/2025	31/12/2024
	VND	VND
Capital expenditure for mining capacity expansion	2.657.773.037	2.775.739.704
Feldspar Processing Plant	1.244.300.691	1.244.300.691
Others	968.132.156	-
	4.870.205.884	4.020.040.395

16. SHORT-TERM TRADE PAYABLES

	30/09/2025	31/12/2024
	VND	VND
	Amount/Amount able to be paid off	Amount/Amount able to be paid off
Portserco Logistics Joint Stock Company	3.826.408.360	5.355.001.654
Da Nang Port Joint Stock Company	1.609.249.895	1.633.819.179
Giang Phu Thanh One Member Limited Liability Company	2.633.828.310	914.667.670
VP SILICA Joint Stock Company	835.341.100	282.058.064
Hung Dat International Transport Joint Stock Company	1.284.820.080	-
Phuc Dat Quang Nam Company Limited	2.199.542.730	804.528.000
Others	2.309.370.477	1.377.431.931
	14.698.560.952	10.367.506.498
In which: Trade payables to related parties (Details stated in Note 33)	895.341.100	282.058.064

17. SHORT-TERM ACCRUED EXPENSES

	30/09/2025	31/12/2024
	VND	VND
Contribution to State budget for local infrastructure development	1.732.482.780	10.950.197.300
Freight expenses	-	1.753.577.911
Others	246.369.329	227.168.850
	1.978.852.109	12.930.944.061

18. SHORT-TERM PROVISIONS

	30/09/2025	31/12/2024
	VND	VND
Environmental restoration costs for Area C, Thang Binh	3.812.302.196	437.939.283
	3.812.302.196	437.939.283

19. SHORT-TERM LOANS AND OBLIGATIONS UNDER FINANCE LEASES

	31/12/2024	In the period		30/09/2025
	VND		VND	VND
	Amount/Amount able to be paid off	Increases	Decreases	Amount/Amount able to be paid off
Short-term loans	34.750.575.289	79.935.793.804	59.113.957.073	55.572.412.020
Bank for Investment and Development of Vietnam Joint Stock Commercial Bank – Quang Nam Branch (i)	34.750.575.289	59.165.393.968	59.113.957.073	34.802.012.184
VietAB Bank – Ha Dong Branch	-	20.770.399.836	-	20.770.399.836
Current portion of long-term loans (see Note 20)	5.998.896.707	3.108.081.671	4.506.070.328	4.600.908.050
Loans	590.000.000	442.500.000	442.500.000	590.000.000
Finance leases	5.408.896.707	2.665.581.671	4.063.570.328	4.010.908.050
	40.749.471.996	83.043.875.475	63.620.027.401	60.173.320.070

- (i) Represents short-term loan from Joint Stock Commercial Bank for Investment and Development of Vietnam - Quang Nam Branch ("BIDV Quang Nam") under the Credit Limit Contract No. 01/2024/586184/HDTD dated November 28, 2024 to finance working capital, guarantee, and open LC with a regular credit limit of VND 35,000,000,000. The term of the Contract is 12 months from the date of signing the contract. The loan term of each loan is stated on each debt receipt. Applicable interest rate is determined at the time of disbursement according to the bank's periodic interest rate notice and recorded on each debt receipt. Interest is paid monthly on the 25th day.

The loan is secured by:

- The Company's term deposits with book value as at September 30, 2025 of VND 3,670,000,000 (as at December 31, 2024: term deposits, bonds with book value of VND 3,670,000,000) as presented in Note 04 and 05;
- The Company's tangible fixed assets with carrying amount of VND 12.909.247.043 as at September 30, 2025 (as at December 31, 2024: VND 13,997,873,210), as presented in Note 13;
- Short-term receivables and inventories with a minimum total value of VND 14,650,905,214 (See Note 6 and 10); and
- The Company's mineral exploitation right in Zone C of the Huong An white sand mine, located in Thang Binh District, Quang Nam Province (now Thang Binh Commune, Da Nang City).

- (ii) This reflects a short-term loan from Vietnam Asia Commercial Joint Stock Bank – Ha Dong Branch, under Credit Limit Contract No. 520-018/25/HDTD dated April 4, 2025. This loan is intended to supplement working capital, provide guarantees, and open Letters of Credit (LCs), with a maximum revolving credit limit of VND 31,000,000,000. The limit is granted for 12 months from the contract signing date. The loan term for each disbursement is specified on individual debt acknowledgment slips. The lending interest rate is determined at the time of each disbursement, based on the bank's interest rate notification for each period, and is also recorded on each debt acknowledgment slip. Loan interest is payable on the 25th of each month.

The loan is secured by 1,366,025 shares of Quang Nam Mineral Engineering Joint Stock Company, listed on the Hanoi Stock Exchange (HNX), and owned by VP SILICA Joint Stock Company.

20. LONG -TERM LOANS AND OBLIGATIONS UNDER FINANCE LEASES

	31/12/2024	In the period		30/09/2025
	VND		VND	VND
	Amount/Amount able to be paid off	Increases	Decreases	Amount/Amount able to be paid off
Long-term loans	1.482.500.000	-	442.500.000	1.040.000.000
Bank for Investment and Development of Vietnam Joint Stock Commercial Bank – Quang Nam Branch (i)	1.482.500.000	-	442.500.000	1.040.000.000
Long-term financial lease	8.494.394.306	-	2.718.243.956	5.776.150.350
Chailease Vietnam international Leasing company Limited – Hanoi Branch (ii)	8.494.394.306	-	2.718.243.956	5.776.150.350
	9.976.894.306	-	3.160.743.956	6.816.150.350

In which:

- Amount due for settlement within 12 months	5.998.896.707	5.946.234.422
- Amount due for settlement after 12 months	3.977.997.599	869.915.928

- (i) Represents long-term loan from Joint Stock Commercial Bank for Investment and Development of Vietnam - Quang Nam Branch under:

- Credit Contract No. 01/2021/586184/HDTD dated July 22, 2021 to finance the acquisition of Ford Everest Titanium 2.0L AT 4x2 with a total value of VND 700,000,000 and a loan term of 05 years from the first disbursement date. Applicable loan interest rate is 8% per annum from the date of disbursement to September 30, 2022, and from July 1, 2022 onwards, floating interest rate is applied and adjusted every 06 months. Interest rate is adjusted by 24-month deferred interest personal saving accounts interest rate + bank fees, at least 3% per annum. Applicable interest rate as at September 30, 2025 is 7.7% per annum. Interest is paid monthly on the 25th day. The loan is secured by fixed assets formed from the loan contract with carrying amount as at September 30, 2025 of VND 661.457.573 (as at 31 December 2024: VND 746,502,119) as presented in Note 13
 - Credit Contract No. 01/2023/586184/HDTD dated July 11, 2023 to finance the acquisition of 2 LIUGONG wheel loaders with a total value of VND 1,800,000,000 and a loan term of 04 years from the first disbursement date. Applicable interest rate is 9% per annum from the date of disbursement to September 30, 2024, and from July 1, 2024 onwards, floating interest rate is applied and adjusted every 06 months. Interest rate is adjusted by 24-month deferred interest personal saving accounts interest rate + bank fees, at least 3.5% per annum. Applicable interest rate as at September 30, 2025 is 9% per annum. Interest is paid monthly on the 25th day. The loan is secured by fixed assets formed from the loan contract with carrying amount as at September 30, 2025 of VND 1.985.515.208 (31 December 2024: VND 1.985.515.208) as presented in Note 13.
- (ii) Represents finance lease liabilities from Chailease Vietnam International Leasing Company Limited - Hanoi Branch with the principal amounts of VND 10,718,977,264, VND 3,008,527,866 and VND 3,579,868,600 with terms of 3 years, 3 years, 4 years from the lease commencement date, respectively. Interest and principal are paid monthly on the 25th day. Applicable interest rate to the principal amounts of the finance lease as at September 30, 2025 ranged from 8.9% per annum to 10.85% per annum. As at September 30, 2025, the balances of finance lease liabilities are VND 2.977.493.694 VND 802.274.097 and VND 651.056.187.
- (iii) Long-term loans are repayable as follows:

	30/09/2025	31/12/2024
	VND	VND
On demand or within one year	590.000.000	590.000.000
In the second year	450.000.000	520.000.000
In the third to fifth year inclusive	-	372.500.000
	1.040.000.000	1.482.500.000
Less: Amount due for settlement within 12 months	(590.000.000)	(590.000.000)
Amount due for settlement after 12 months	450.000.000	892.500.000

Other long-term obligations under finance lease are repayable as follows:

	30/09/2025	31/12/2024
	VND	VND
On demand or within one year	5.356.234.422	5.408.896.707
In the second year	419.915.928	3.085.497.599
In the third to fifth year inclusive	-	-
	5.776.150.350	8.494.394.306
Less: Amount due for settlement within 12 months	(5.356.234.422)	(5.408.896.707)
Amount due for settlement after 12 months	419.915.928	3.085.497.599

21. OWNER'S EQUITY

Movement in owners' equity

	Owner's contributed capital VND	Treasury shares VND	Other owners' capital VND	Retained earnings VND	Construction investment fund VND	Total VND
Opening balance at 31/12/2023	55.449.460.000	(413.094.230)	401.117.136	24.770.654.372	1.219.162.500	81.427.299.778
Profit for the period	-	-	-	8.781.679.389	-	8.781.679.389
Closing balance at 30/06/2024	55.449.460.000	(413.094.230)	401.117.136	33.552.333.761	1.219.162.500	90.208.979.167
Opening balance at 31/12/2024	55.449.460.000	(413.094.230)	401.117.136	35.205.237.472	1.219.162.500	91.861.882.878
Decrease in unappropriated retained earnings: Payment of 2024 dividends	-	-	-	30.328.240.000	-	30.328.240.000
Increase in owners' equity	30.328.240.000	-	-	-	-	30.328.240.000
Profit for the period	-	-	-	8.468.832.707	-	8.468.832.707
Closing balance at 30/09/2025	85.777.700.000	(413.094.230)	401.117.136	13.345.830.179	1.219.162.500	100.330.715.585

Charter capital

According to the 15th amended to Enterprise Registration Certificate (the latest) dated September 30, 2025 issued by the Department of Planning and Investment of Quang Nam Province, the Company's charter capital is VND 85.777.700.000. As at September 30, 2025, the Company's charter capital has been fully contributed by shareholders as follows

	Contributed capital			
	30/09/2025		31/12/2024	
	VND	%	VND	%
Viet Phuong Investment Group Joint Stock Company	21.968.610.000	25,61	14.173.300.000	25,56
VP SILICA Joint Stock Company	21.173.380.000	24,68	13.660.250.000	24,64
Mr. Nguyen Ba Phong	9.096.950.000	10,61	5.869.000.000	10,58
Mr. Le Tuan Diep	5.314.250.000	6,20	3.428.550.000	6,18
Other shareholders	27.921.260.000	32,55	18.015.110.000	32,49
	85.474.450.000	99,65	55.146.210.000	99,45
Treasury shares	303.250.000	0,35	303.250.000	0,55
Total	85.777.700.000	100,00	55.449.460.000	100,00

Shares

	30/09/2025	31/12/2024
	Shares	Shares
Number of shares issued to the public	8.577.770	5.544.946
<i>Ordinary shares</i>	<i>5.544.946</i>	<i>5.544.946</i>
Supplementary Listing of Common Shares (*)	3.032.824	-
Number of treasury shares	(30.325)	(30.325)
<i>Ordinary shares</i>	<i>(30.325)</i>	<i>(30.325)</i>
Number of outstanding shares in circulation	8.547.445	5.514.621
<i>Ordinary shares</i>	<i>8.547.445</i>	<i>5.514.621</i>

(*) Decision No. 1087/QD-SGDHN dated September 10, 2025, of the Hanoi Stock Exchange (HNX) regarding the approval for additional listing of shares of Quang Nam Mineral Industry Joint Stock Company. The number of additionally listed shares is 3,032,824 common shares, with a par value of VND 10,000 per share.

22. OFF BALANCE SHEET ITEMS

Foreign currencies

	30/09/2025	31/12/2024
US Dollar (USD)	1.189,85	1.271,38

Operating lease assets

	30/09/2025	31/12/2024
	VND	VND
Within one year	326.167.204	1.915.733.058
In the second to fifth year inclusive	1.112.668.816	1.112.668.816
After five years	8.377.995.597	8.516.643.057
	9.816.831.617	11.545.044.931

Operating leases represent the total amount of land rent of the Company under lease agreements signed effective from 1995 to 2067.

23. BUSINESS AND GEOGRAPHICAL SEGMENTS

Business segments

During the year, the Company's main production and business activities were exploitation, processing, trading and transportation of sand and sand-based products. The Company has no other material production and business activities. Therefore, no report by business segments needs to be presented. Revenue and cost of sales by lines of product/service are presented in Notes 24 and 25.

Geographical segments

	Viet Nam	Korea	Thailand	Taiwan	Japan	Total
	VND	VND	VND	VND	VND	VND
Current period/Balance as of 30/09/2025						
1. Net external sales	163.215.046.039	-	-	-	-	163.215.046.039
2. Segment assets		-	-	-		193.563.857.948
	193.563.857.948					
3. Segment liabilities	93.233.142.363					93.233.142.363
4. Total expenditures on acquisition of fixed assetss (based on the location of assets)	422.859.541	-	-	-	-	422.859.541
Prior period/Opening balance as of 30/06/2024						
1. Net external sales	149.796.995.862	9.787.874.000	8.335.093.577	-	-	167.919.963.439
2. Segment assets	185.354.333.474	-	-	-	-	185.354.333.474
3. Segment liabilities	95.145.354.307	-	-	-	-	95.145.354.307
4. otal expenditures on acquisition of fixed assets (based on the location of assets)	1.931.590.146	-	-	-	-	1.931.590.146

24. REVENUE OF GOODS SOLD AND SERVICES RENDERED

	Current period	Prior period
	VND	VND
Revenue from export sales	-	18.122.967.577
- <i>Revenue from sales of processed white sand</i>	-	18.122.967.577
Revenue from domestic sales	122.617.795.824	105.975.418.883
- <i>Revenue from sales of processed white sand</i>	121.835.513.643	103.897.148.157
- <i>Revenue from sales of silica powder</i>	616.464.000	1.962.198.000
- <i>Revenue from sales of dried white sand</i>	165.818.181	116.072.726
Revenue from sand-shipping service and others	40.597.250.215	43.821.576.979
	163.215.046.039	167.919.963.439
In which: Sales to related parties	117.663.505.759	117.725.552.853
<i>(Details stated in Note 33)</i>		

25. COST OF SALES

	Current period	Prior period
	VND	VND
Cost of export goods sold	-	7.911.259.195
- <i>Cost of processed white sand sold</i>	-	7.911.259.195
Cost of domestic goods sold	95.950.367.793	81.355.900.884
- <i>Cost of processed white sand sold</i>	95.148.853.314	78.939.810.554
- <i>Cost of silica powder sold</i>	616.464.000	2.336.552.277
- <i>Cost of dried white sand sold</i>	185.050.479	79.538.053
Cost of sand-shipping services and other services rendered	37.528.232.522	42.154.053.983
Provision for inventory devaluation	(101.033.903)	222.059.200
	133.377.566.412	131.643.273.262

26. PRODUCTION COST BY NATURE

	Current period	Prior period
	VND	VND
Raw materials and consumables	7.931.719.097	25.824.440.718
Labour	10.175.168.410	12.783.693.910
Depreciation and amortisation	5.795.837.681	5.754.255.998
Out-sourced services	58.055.644.521	59.424.197.051
Provisions/ (Reversal) of provisions	(230.685.722)	-
Others	48.746.851.563	42.371.281.739
	130.474.535.550	146.157.869.416

27. FINANCIAL INCOME

	Current period	Prior period
	VND	VND
Interest from bank deposits, loans, bonds and guarantee deposits	1.242.034.680	1.015.613.228
Foreign exchange gain	-	41.941.400
	1.242.034.680	1.057.554.628

28. FINANCIAL EXPENSE

	Current period	Prior period
	VND	VND
Interest expense	2.538.233.464	2.804.505.362
Other financial expenses	-	3.520.000
	2.538.233.464	2.808.025.362

29. SELLING EXPENSES AND GENERAL AND ADMINISTRATION EXPENSES

	Current period	Prior period
	VND	VND
General and administration expenses		
Labour	5.101.340.113	5.277.190.651
Depreciation and amortisation	299.261.635	345.101.835
Out-sourced services	2.924.675.212	2.582.552.187
Provisions	(129.651.819)	682.895.000
Others	8.503.398.102	8.103.554.416
	16.699.023.243	16.991.294.089
Selling expenses		
Shipping and handling expenses	-	3.548.326.941
Others	-	-
	-	3.548.326.941

30. OTHER EXPENSES

	Current period	Prior period
	VND	VND
Penalties for late payment of taxes and social insurance	536.790.400	196.305.709
Depreciation and amortisation	197.543.700	197.543.700
Others	351.688.793	643
	1.086.022.893	393.850.052

31. CURRENT CORPORATE INCOME TAX EXPENSE/DEFERRED TAX LIABILITIES

	Current period	Prior period
	VND	VND
Current corporate income tax expense		
Corporate income tax expense based on taxable profit in the current period (**)	2.183.381.918	4.330.360.295
Deferred corporate income tax expense	104.020.082	505.073.137
Total current corporate income tax expense	2.287.402.000	4.835.433.432
(**)In which: Corporate income tax expense, following the inspection by the Da Nang City Tax Department as per Decision No. 1295/QD-XPHC-DAN dated September 08, 2025		
	723.390.655	

Details of deferred tax liabilities are as follow:

	30/09/2025	31/12/2024
	VND	VND
Deferred tax liabilities arising from consolidation	1.748.142.809	1.644.122.727
	1.748.142.809	1.644.122.727

32. BASIC EARNINGS PER SHARE

	Current period	Prior period
	VND	VND
Accounting profit after corporate income tax of Parent Company's Shareholders	8.468.832.707	8.781.679.389
Average ordinary shares in circulation for the year	8.547.445	8.547.445
Basic earnings per share	991	1.027

At the date of these consolidated financial statements, the Company has not made a reliable estimation of the amount of profit in the period to be allocated to Bonus and welfare funds because the General Meeting of Shareholders has not decided the rate of such allocation for 2025 and 2024. If the Company allocates profit to Bonus and welfare funds, net profit of ordinary shareholders and basic earnings per share of this year and the previous year will decrease.

33. RELATED PARTY TRANSACTIONS AND BALANCES

List of related parties with transactions and significant balances during the period:

Related Parties	Relationship
VietPhuong Investment Group JSC	Major shareholder
VP SILICA Joint Stock Company	Major shareholder
Hoang Tiep Viet Nam Company Limited	Related company with common key personnel
National Securities JSC	Related company with common key personnel

During the period, the Company entered into the following significant transactions with related parties:


	Current period	Prior period
	VND	VND
Sales		
VP SILICA Joint Stock Company	110.984.531.559	111.626.778.171
Hoang Tiep Viet Nam Company Limited	6.678.974.200	6.098.774.682
	117.663.505.759	117.725.552.853
Purchases		
VP SILICA Joint Stock Company	1.837.913.260	8.555.417.818
National Securities JSC	252.272.727	-
VietPhuong Investment Group JSC	459.670.640	-
	2.549.856.627	8.555.417.818

Significant balances with related parties at the balance sheet date:

	30/09/2025	31/12/2024
	VND	VND
Short-term trade receivables		
VP SILICA Joint Stock Company	27.540.129.535	15.526.266.143
Hoang Tiep Viet Nam Company Limited	6.610.655.760	6.528.592.350
	34.150.785.295	22.054.858.493
Short-term advances to suppliers		
Hoang Tiep Viet Nam Company Limited	5.140.000.000	5.140.000.000
	5.140.000.000	5.140.000.000
Short-term payables to suppliers		
VP SILICA Joint Stock Company	835.341.100	282.058.064
National Securities Company	60.000.000	-
	895.341.100	282.058.064


The total income and remuneration of the Board of Director, Board of Management, Supervisory Board and other managers in the period as follow:

Name	Position	Current period VND	Prior period VND
Board of Directors			
Mrs. Le Thi Thu Huong	Chairman of the Board of Directors	54.000.000	54.000.000
Mr. Pham Ngoc An	Member of the Board of Directors cum General Director	512.529.000	554.400.000
Mr. Nguyen The Lam	Member of the Board of Directors	27.000.000	27.000.000
Mr. Nguyen Anh Nguyen	Member of the Board of Directors	27.000.000	27.000.000
Mr. Nguyen Van Viet	Member of the Board of Directors (Dismissed on May 23, 2025)	6.000.000	27.000.000
Mr. Ngo Phuong Chi	Member of the Board of Directors (Appointed on May 23, 2025)	12.000.000	-
Board of Management			
Mr. Tran Thanh Son	Deputy General Director/Head of Administration	488.029.000	527.400.000
Chief Accountant			
Mr. Phan Minh Tuan	Chief Accountant	245.640.000	245.345.500
Board of Supervisors			
Mrs. Le Thi Hanh	Head of the Board of Supervisors	27.000.000	27.000.000
Mr. Nguyen Anh Tai	Member of the Board of Supervisors	22.500.000	22.500.000
Mr. Nguyen Van Dung	Member of the Board of Supervisors	22.500.000	22.500.000
		1.444.198.000	1.534.145.500


Truong Thao Nguyen
Preparer


Phan Minh Tuan
Chief Accountant




Pham Ngoc An
General Director

October 21, 2025